

General Art Sketchbook Assignments



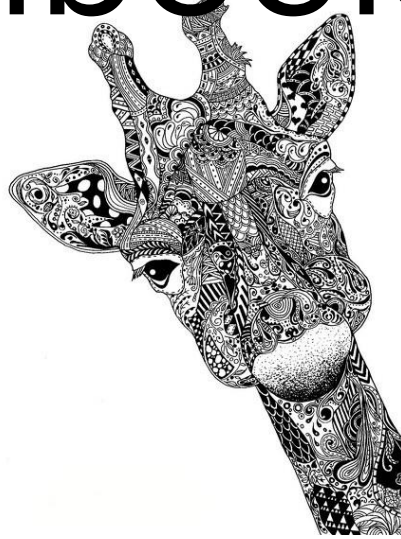
Spring 2019

Quarter 3

Sketchbook #1

Zendoodle


- Start by filling your page with an outline of an object (person, animal, flower, etc.)
- Fill the spaces using very small patterns
- Remember to use a variety of lines and shapes
- Fill with color or leave it black and white



Sketchbook #2

An unmade bed or messy bedroom


- Fill the page
- Add
- Li



Sketchbook #3

Draw a variety of fruit/vegetables

- Fill the page
- Make sure it overlaps
- Use a variety of sizes and shape
- Add shading or color



Sketchbook #4

Free Sketch

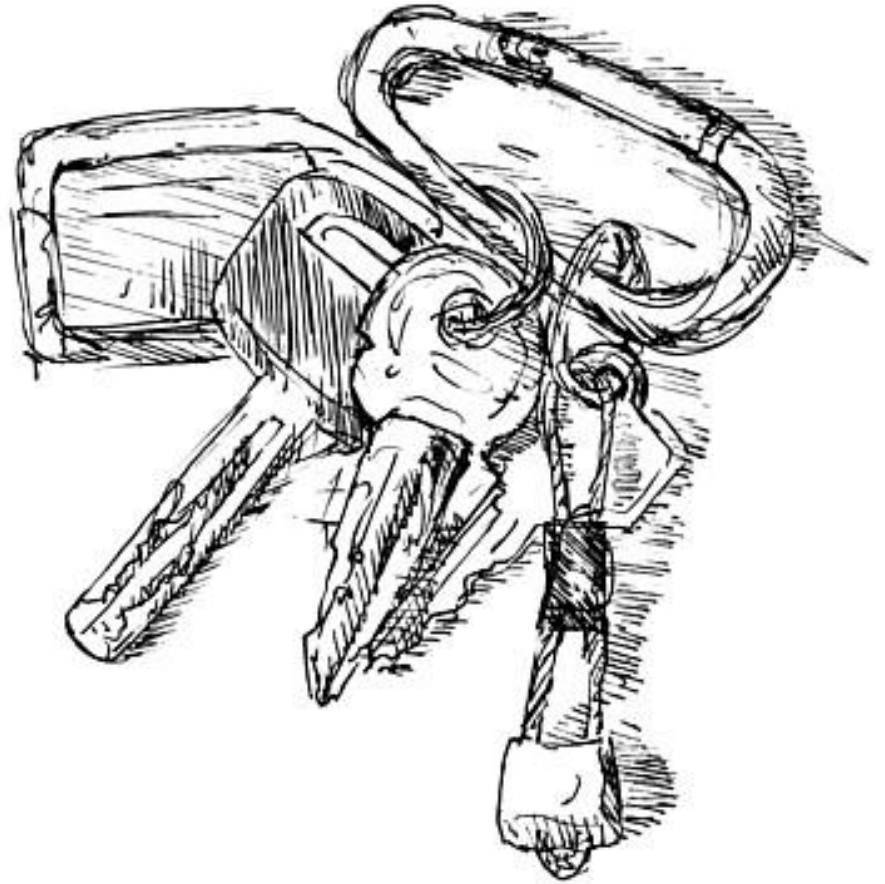
- Your choice of drawing
- It must be school appropriate
- Fill the page
- Add color or shading



Sketchbook #5

A set of keys

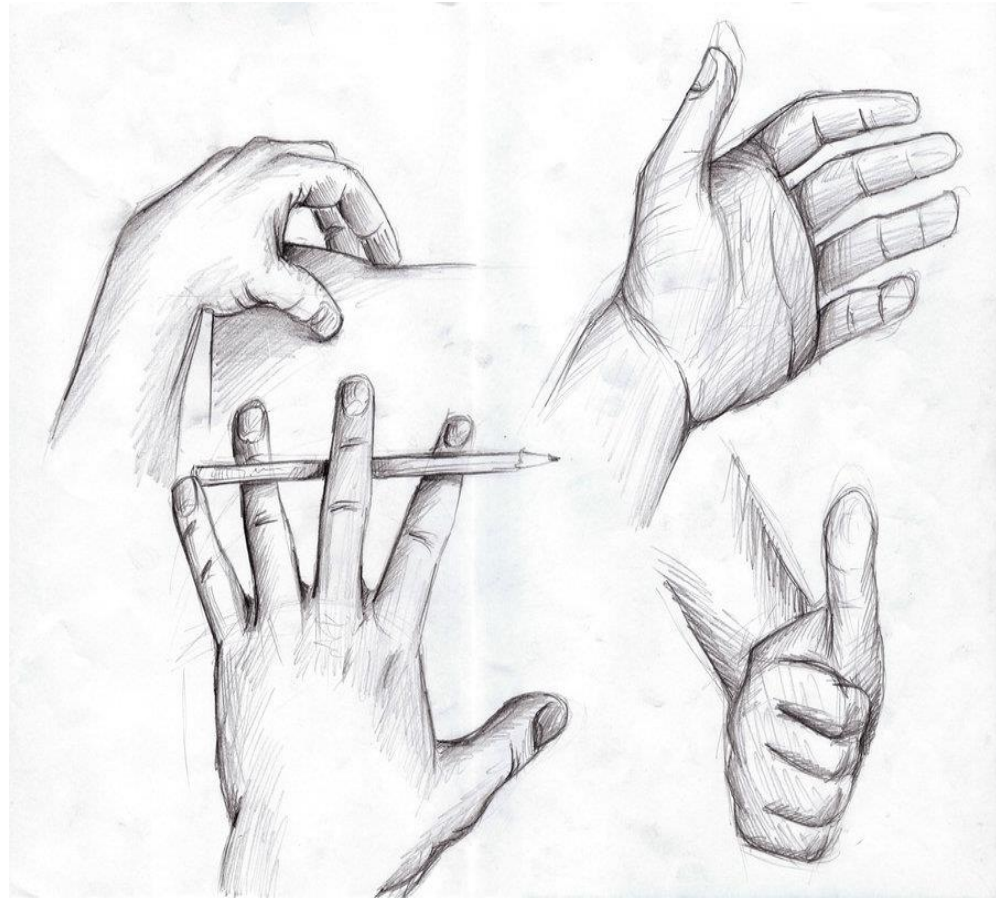
- Draw at least four different keys
- Overlap
- Add shading
- Fill the page



Sketchbook #6

Hands


- You may not trace your hand
- Draw 3 hands in different poses (closed, open, holding a paintbrush, etc)
- Add shading or color



Sketchbook #7

Imaginary animal

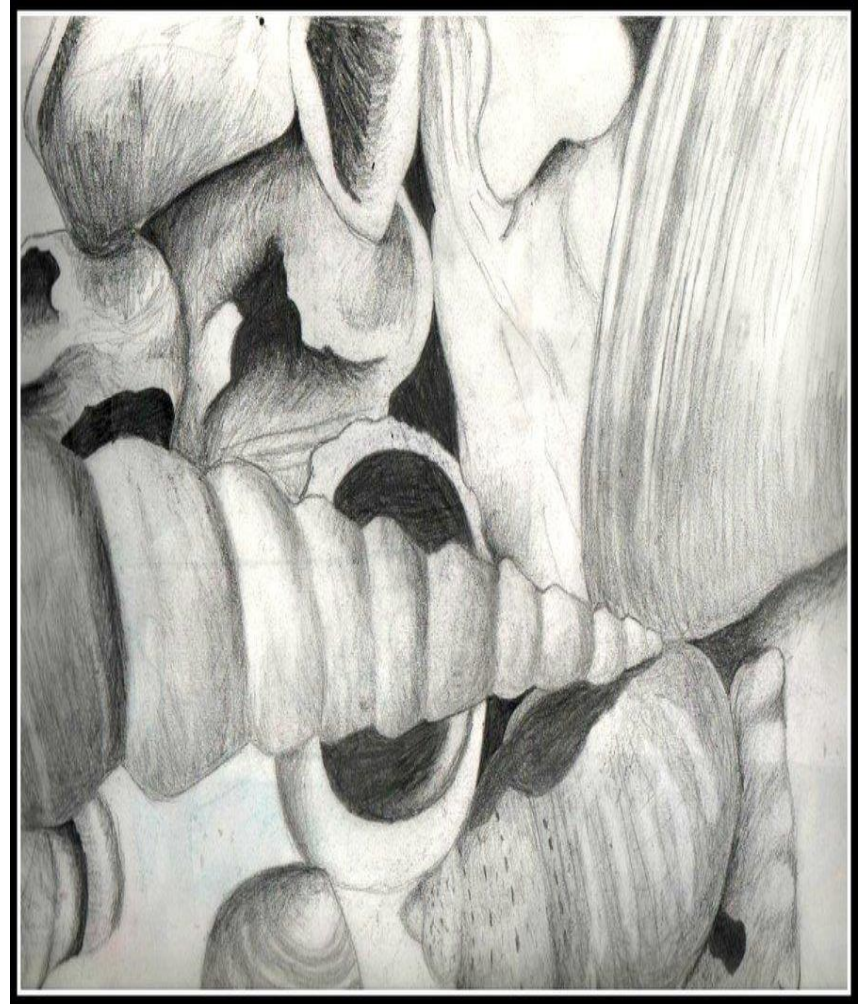
- Create a new animal by combining 3 existing ones.
- Give it a name
- Fill the page
- Color/Shade



Sketchbook #8

Free Sketch

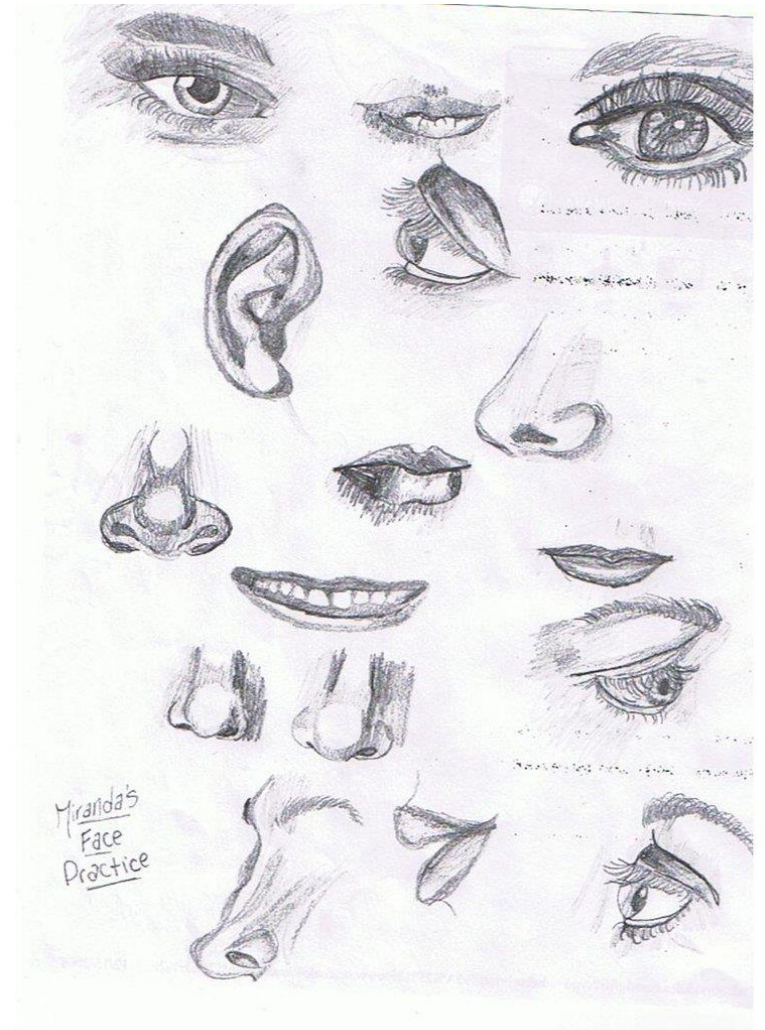
- Your choice of drawing
- It must be school appropriate
- Fill the page
- Add color or



Sketchbook #9

Parts of the face

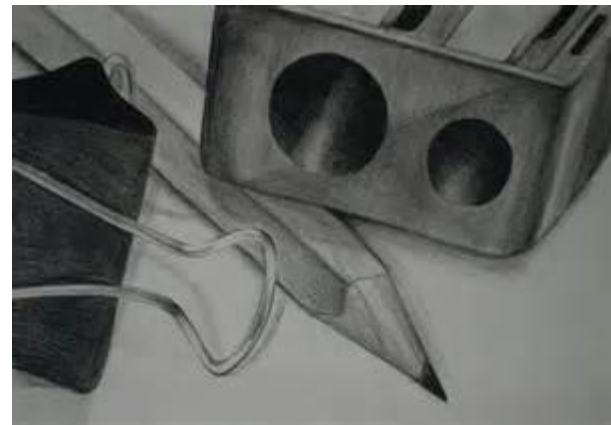

- Practice drawing eyes, nose, mouth, etc. 3 MINIMUM
- Draw how it really looks, not how you think it looks
- Add as many details as you can
- Fill the page



Sketchbook #10

School days

- Draw a representation of your favorite part of school
- Fill the page
- Color/Shade



General Art Sketchbook Assignments


Spring 2019

Quarter 4

Sketchbook #1

Crumpled paper

- Fill the page
- Shade



Sketchbook #2

Draw a house plant


- Can be real or artificial
- Use overlapping and variety
- Add color and shading
- Must fill the page



Sketchbook #3

Draw your home and what's around it.

- Make it look realistic, add details.
- Fill the page
- Color/Shade



Sketchbook #4

What is in the fridge?

- Draw the contents of your refrigerator at home
- Add shading or color
- Fill the page



Sketchbook #5

Draw something that floats (balloons, bubbles, feathers, etc).

- Fill the page
- Add shading or color



Sketchbook #6

Free Sketch

- Your choice
- Fill the page
- Shade/Color
- School
Appropriate



Sketchbook #7

Fast Food

- Create drawing of food you would order at a fast food restaurant
- Include the food, wrappers, toys, etc
- Fill the page
- Add color or shading



Sketchbook #8

Moving object

- Draw something that's appears moving (cars, animals, people, etc.)
- Be creative!
- Fill the page
- Add color or shading



Sketchbook #9

Free Sketch

- Your Choice
- Fill the page
- Shade/Color
- School Appropriate



Sketchbook #10

Bridge drawing

- Draw a bridge over a small body of water (ex. A bathtub, pool, puddle)
- Add details, shading or color
- Fill the page

